

High-Performance Dual Fan 350-Watt ATX Power Supply

ATXPOW350DF

Instruction Manual



FCC Compliance Statement

This equipment has been tested and found to comply with the limits for a Class B digital device, pursuant to part 15 of the FCC Rules. These limits are designed to provide reasonable protection against harmful interference in a residential installation. This equipment generates, uses and can radiate radio frequency energy and, if not installed and used in accordance with the instructions, may cause harmful interference to radio communications. However, there is no guarantee that interference will not occur in a particular installation. If this equipment does cause harmful interference to radio or television reception, which can be determined by turning the equipment off and on, the user is encouraged to try to correct the interference by one or more of the following measures:

- Reorient or relocate the receiving antenna.
- Increase the separation between the equipment and receiver.
- Connect the equipment into an outlet on a circuit different from that to which the receiver is connected.
- Consult the dealer or an experienced radio/TV technician for help.

Use of Trademarks, Registered Trademarks, and other Protected Names and Symbols

This manual may make reference to trademarks, registered trademarks, and other protected names and/or symbols of third-party companies not related in any way to StarTech.com. Where they occur these references are for illustrative purposes only and do not represent an endorsement of a product or service by StarTech.com, or an endorsement of the product(s) to which this manual applies by the third-party company in question. Regardless of any direct acknowledgement elsewhere in the body of this document, StarTech.com hereby acknowledges that all trademarks, registered trademarks, service marks, and other protected names and/or symbols contained in this manual and related documents are the property of their respective holders.

Table of Contents

Introduction	1
Features	1
Installation	2
Specifications	3
Technical Support	5
Warranty Information	5

Introduction

Thank you for purchasing a StarTech.com high-performance dual-fan 350-Watt ATX power supply. With a super heavy-duty transformer and dual cooling fans, this power supply offers the best in reliability and performance. The two ball-bearing “smart” fans adjust their speed to provide optimal cooling for any operating environment.

Features

- Dual ball-bearing temperature-controlled smart fans
- Super heavy-duty transformer for longer life
- Additional drive power connectors
- Ideal for Pentium III, Pentium 4, Celeron, Duron and AMD Athlon
- Premium EMI/RFI filter improves power stability
- Backed by StarTech.com’s three-year warranty

Contents

This package should contain:

- 1 x ATXPOW350DF power supply
- 1 x power cord

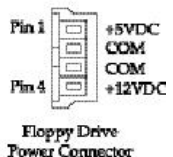
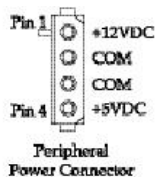
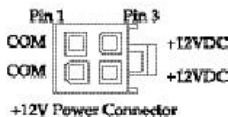
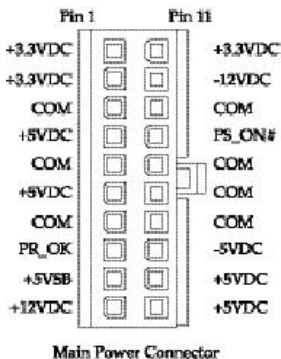
WARNING! Computer parts can be severely damaged by static electricity. Be sure that you are properly grounded before opening your computer case. StarTech.com recommends that you wear an anti-static strap when installing any computer component. If an anti-static strap is unavailable, discharge yourself of any static electricity build-up by touching a large grounded metal surface (such as the computer case) for several seconds. Also make sure that your computer is turned off and unplugged before attempting to open your computer case.

Installation

NOTE: Check the power supply voltage before installation. It should be the same as your local power voltage (115V for North America and 230V for most of the European countries). Change the voltage setting if necessary.

1. Make sure that your computer is turned off and unplugged. Remove the power cord from your old power supply.
2. Remove the cover of your system (see your computer's user manual for details, if necessary).
3. Disconnect all the power connectors from the motherboard and the peripheral devices such as hard drives, floppy disks, etc. Make sure there are no devices connected to the existing power supply.
4. Remove the existing power supply from your computer case and replace it with the new StarTech.com power supply.
5. Connect the power connectors to your motherboard and peripheral devices.
6. Close your computer case.
7. Connect the power cord to the StarTech.com power supply.

ATXPOW350DF Connectors



Specifications

ATX Size	5.9 x 3.35 x 5.87 in (150 x 85 x 149 mm)
Weight	4.6 lbs (2.08 kg)
MTBF	60,000 hrs.
Safety Approvals	FCC, UL, CSA, CE, TUV, CB
Connectors	6 x 4-pin-LP4-female 2 x small-internal-power 1 x 20-pin-ATX-motherboard-adapter 1 x 4-pin extended ATX power 12V plug
Input Voltage (current)	115V (8A) 230V (4A) 50~60 Hz

Technical Support

StarTech.com's lifetime technical support is an integral part of our commitment to provide industry-leading solutions. If you ever need help with your product, visit www.startech.com/support and access our comprehensive selection of online tools, documentation, and downloads.

Warranty Information

This product is backed by a three year warranty.

In addition, StarTech.com warrants its products against defects in materials and workmanship for the periods noted, following the initial date of purchase. During this period, the products may be returned for repair, or replacement with equivalent products at our discretion. The warranty covers parts and labor costs only. StarTech.com does not warrant its products from defects or damages arising from misuse, abuse, alteration, or normal wear and tear.

Limitation of Liability

In no event shall the liability of StarTech.com Ltd. and StarTech.com USA LLP (or their officers, directors, employees or agents) for any damages (whether direct or indirect, special, punitive, incidental, consequential, or otherwise), loss of profits, loss of business, or any pecuniary loss, arising out of or related to the use of the product exceed the actual price paid for the product. Some states do not allow the exclusion or limitation of incidental or consequential damages. If such laws apply, the limitations or exclusions contained in this statement may not apply to you.



StarTech.com has been making “hard-to-find easy” since 1985, providing high quality solutions to a diverse IT and A/V customer base that spans many channels, including government, education and industrial facilities to name just a few. We offer an unmatched selection of computer parts, cables, A/V products, KVM and Server Management solutions, serving a worldwide market through our locations in the United States, Canada, the United Kingdom and Taiwan.

Visit www.startech.com today for complete information about all our products and to access exclusive interactive tools such as the Cable Finder, Parts Finder and the KVM Reference Guide.