

PCI-X to x4 PCI Express Adapter Card

PCIX1PEX4

DE: Bedienungsanleitung - de.startech.com

FR: Guide de l'utilisateur - fr.startech.com

ES: Guía del usuario - es.startech.com

IT: Guida per l'uso - it.startech.com

NL: Gebruiksaanwijzing - nl.startech.com

PT: Guia do usuário - pt.startech.com

Packaging Contents

- 1 x PCIX1PEX4 adapter card
- 1 x Spare Full Height Bracket
- 1 x Installation Guide


System Requirements

- PCI-X enabled computer system with available PCI-X slot
- Computer chassis with full height expansion card slots

Installation





1. Insert the low profile PCIe card into the PCIe slot connector on the top of the adapter card.

NOTE: The PCI-X bus can only handle up to x4 PCIe speeds. Faster cards will run at reduced speeds.





*actual product may vary from photos

1. Set the jumpers on the card to manually force the PCI-X clock speeds between 33 MHz and 133 MHz, if necessary.

33 MHz		
133 MHz (default)		

2. Install the adapter card into a PCI-X slot on the motherboard and secure the card bracket to the computer chassis.

3. Power on the computer and load the operating system. The PCIe card should function as though connected directly to the motherboard natively.



Specifications

Bus Interface	PCI-X 1.0 and PCI 3.0 (64-bit 3.3V slot connector) PCI Express 1.0a
Chipset ID	PLX PEX8114
Connectors	x16 PCI Express slot
Operating Temperature	-40°C ~ 85°C (-40°F ~ 185°F)
Storage Temperature	-65°C ~ 150°C (-85°F ~ 302°F)
Dimensions (LxWxH)	164.0mm x 40.0mm x 20.0mm

FCC Compliance Statement

This equipment has been tested and found to comply with the limits for a Class B digital device, pursuant to part 15 of the FCC Rules. These limits are designed to provide reasonable protection against harmful interference in a residential installation. This equipment generates, uses and can radiate radio frequency energy and, if not installed and used in accordance with the instructions, may cause harmful interference to radio communications. However, there is no guarantee that interference will not occur in a particular installation. If this equipment does cause harmful interference to radio or television reception, which can be determined by turning the equipment off and on, the user is encouraged to try to correct the interference by one or more of the following measures:

- Reorient or relocate the receiving antenna.
- Increase the separation between the equipment and receiver.
- Connect the equipment into an outlet on a circuit different from that to which the receiver is connected.
- Consult the dealer or an experienced radio/TV technician for help.

Use of Trademarks, Registered Trademarks, and other Protected Names and Symbols

This manual may make reference to trademarks, registered trademarks, and other protected names and/or symbols of third-party companies not related in any way to StarTech.com. Where they occur these references are for illustrative purposes only and do not represent an endorsement of a product or service by StarTech.com, or an endorsement of the product(s) to which this manual applies by the third-party company in question. Regardless of any direct acknowledgement elsewhere in the body of this document, StarTech.com hereby acknowledges that all trademarks, registered trademarks, service marks, and other protected names and/or symbols contained in this manual and related documents are the property of their respective holders.

Technical Support

StarTech.com's lifetime technical support is an integral part of our commitment to provide industry-leading solutions. If you ever need help with your product, visit www.startech.com/support and access our comprehensive selection of online tools, documentation, and downloads.

For the latest drivers/software, please visit www.startech.com/downloads

Warranty Information

This product is backed by a two year warranty.

In addition, StarTech.com warrants its products against defects in materials and workmanship for the periods noted, following the initial date of purchase. During this period, the products may be returned for repair, or replacement with equivalent products at our discretion. The warranty covers parts and labor costs only. StarTech.com does not warrant its products from defects or damages arising from misuse, abuse, alteration, or normal wear and tear.

Limitation of Liability

In no event shall the liability of StarTech.com Ltd. and StarTech.com USA LLP (or their officers, directors, employees or agents) for any damages (whether direct or indirect, special, punitive, incidental, consequential, or otherwise), loss of profits, loss of business, or any pecuniary loss, arising out of or related to the use of the product exceed the actual price paid for the product. Some states do not allow the exclusion or limitation of incidental or consequential damages. If such laws apply, the limitations or exclusions contained in this statement may not apply to you.