

# SCART to HDMI Video Converter

## SCART2HDMITV



**CONVERGEAV** StarTech.com

*Making hard-to-find easy!*

## **FCC Compliance Statement**

This equipment has been tested and found to comply with the limits for a Class B digital device, pursuant to part 15 of the FCC Rules. These limits are designed to provide reasonable protection against harmful interference in a residential installation. This equipment generates, uses and can radiate radio frequency energy and, if not installed and used in accordance with the instructions, may cause harmful interference to radio communications. However, there is no guarantee that interference will not occur in a particular installation. If this equipment does cause harmful interference to radio or television reception, which can be determined by turning the equipment off and on, the user is encouraged to try to correct the interference by one or more of the following measures:

- Reorient or relocate the receiving antenna.
- Increase the separation between the equipment and receiver.
- Connect the equipment into an outlet on a circuit different from that to which the receiver is connected.
- Consult the dealer or an experienced radio/TV technician for help.

## **Use of Trademarks, Registered Trademarks, and other Protected Names and Symbols**

This manual may make reference to trademarks, registered trademarks, and other protected names and/or symbols of third-party companies not related in any way to StarTech.com. Where they occur these references are for illustrative purposes only and do not represent an endorsement of a product or service by StarTech.com, or an endorsement of the product(s) to which this manual applies by the third-party company in question. Regardless of any direct acknowledgement elsewhere in the body of this document, StarTech.com hereby acknowledges that all trademarks, registered trademarks, service marks, and other protected names and/or symbols contained in this manual and related documents are the property of their respective holders.

# Table of Contents

<b>Introduction .....</b>	<b>1</b>
Features .....	1
Package Contents .....	1
<b>Operation - Controls and Functions .....</b>	<b>2</b>
<b>Connection and Installation .....</b>	<b>2</b>
<b>SCART Input Pin Configuration .....</b>	<b>3</b>
<b>Specifications .....</b>	<b>4</b>
<b>Technical Support .....</b>	<b>5</b>
<b>Warranty Information .....</b>	<b>5</b>

## Introduction

Thank you for purchasing a StarTech.com Converge A/V SCART to HDMI Converter. This innovative device allows you to transfer SCART analog audio and video to HDMI, providing the highest levels of video and audio quality through a single cable, while eliminating the hassle and expense of compatibility.

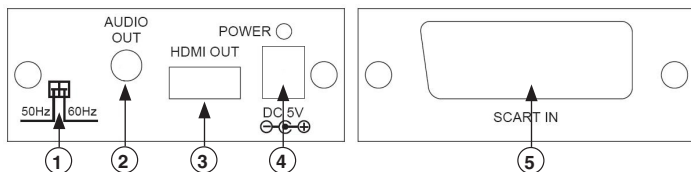
## Features

- Upscales SCART RGB video to HDTV 720p format
- Automatic lipsync (audio delay) ensures audio/video synchronization
- 720p HDMI output @ 50Hz or 60Hz vertical rate, selectable using the switch on the front panel
- SCART audio is incorporated into HDMI out, as well as passthrough to phone-jack output
- Input video systems - NTSC3.58 / PAL / RGB 50Hz / RGB 60Hz auto detection
- DVI compatible by using an HDMI to DVI adapter

## Package Contents

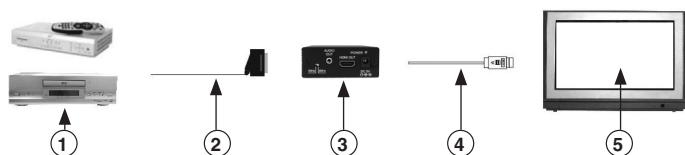
- 1 x User manual
- 1 x SCART to HDMI Scaler Box
- 1 x 5V DC Power Adapter

## Operation - Controls and Functions



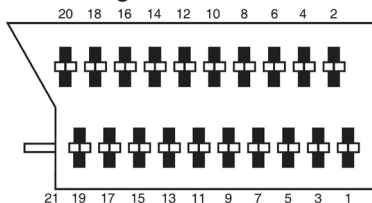
- 1. Output Vertical Rate switch:** Use the switch to select 50Hz or 60Hz vertical rate output.
- 2. AUDIO OUT:** Stereo L/R out.
- 3. HDMI OUT:** Connect HDMI output port to the HDMI input of a HDMI display.
- 4. POWER INPUT:** Connect the supplied 5V DC power supply into the unit. The LED will illuminate when connected.
- 5. SCART IN:** Use a SCART cable to connect the SCART output of your source equipment to this SCART input.

## Connection and Installation



- 1. Video/Audio OUT - DVD Player, Set Top box etc.**
- 2. SCART Cable**
- 3. SCART2HDMITV Unit**
- 4. HDMI Cable**
- 5. Display/Television**

## SCART Input Pin Configuration



- |                                  |                            |
|----------------------------------|----------------------------|
| 1. Audio Output 1, Right Channel | 11. RGB Green Input        |
| 2. Audio Input 1, Right Channel  | 12. Bypass                 |
| 3. Audio Output 2, Left Channel  | 13. GND                    |
| 4. GND                           | 14. GND                    |
| 5. GND                           | 15. Chroma or Red Input    |
| 6. Audio Input 2, Left Channel   | 16. Bypass (fast blanking) |
| 7. RGB Blue Input                | 17. GND                    |
| 8. Bypass                        | 18. GND                    |
| 9. GND                           | 19. Video Output           |
| 10. Bypass                       | 20. Video Input            |
|                                  | 21. GND/Shield             |

## Specifications

<p><b>Input Systems</b></p>	<p><b>Video System:</b>                      NTSC3.58 video/PAL video/ RGB50Hz/RGB60Hz auto-detection.                      SCART RGB-Control pin (pin 16) auto-detection for RGB/CVBS switching.</p> <p><b>Audio System:</b>                      Analog (L/R) Audio                      Analog Audio lipsync (audio delay) to video.                      Audio delay time is 112ms for 48kHz sampling rate.</p>
<p><b>Input Connector</b></p>	<p>RGB SCART: RGB 0.7vpp 75 Ω                      Composite video 1vpp 75 Ω.</p>
<p><b>Output Systems</b></p>	<p><b>Video System:</b>                      720p @ 50Hz or 720p @ 60Hz</p> <p><b>Audio System:</b>                      SCART audio input passthrough phone-jack output</p>
<p><b>Output Connectors</b></p>	<p>HDMI Type-A x 1                      Audio phone jack x 1</p>
<p><b>Power</b></p>	<p>DC 5V/2.6A, center positive</p>
<p><b>Dimensions (W) x (D) x (H)</b></p>	<p>76.7 x 151 x 30mm (3 x 5.94 x 1.2")</p>
<p><b>Weight</b></p>	<p>0.6 Kg (1.3lbs)</p>

## Technical Support

StarTech.com's lifetime technical support is an integral part of our commitment to provide industry-leading solutions. If you ever need help with your product, visit [www.startech.com/support](http://www.startech.com/support) and access our comprehensive selection of online tools, documentation, and downloads.

## Warranty Information

This product is backed by a one year warranty. In addition, StarTech.com warrants its products against defects in materials and workmanship for the periods noted, following the initial date of purchase. During this period, the products may be returned for repair, or replacement with equivalent products at our discretion. The warranty covers parts and labor costs only. StarTech.com does not warrant its products from defects or damages arising from misuse, abuse, alteration, or normal wear and tear.

### Limitation of Liability

In no event shall the liability of StarTech.com Ltd. and StarTech.com USA LLP (or their officers, directors, employees or agents) for any damages (whether direct or indirect, special, punitive, incidental, consequential, or otherwise), loss of profits, loss of business, or any pecuniary loss, arising out of or related to the use of the product exceed the actual price paid for the product. Some states do not allow the exclusion or limitation of incidental or consequential damages. If such laws apply, the limitations or exclusions contained in this statement may not apply to you.





StarTech.com has been making “hard-to-find easy” since 1985, providing high quality solutions to a diverse IT and A/V customer base that spans many channels, including government, education and industrial facilities to name just a few. We offer an unmatched selection of computer parts, cables, A/V products, KVM and Server Management solutions, serving a worldwide market through our locations in the United States, Canada, the United Kingdom and Taiwan.

Visit **[www.startech.com](http://www.startech.com)** today for complete information about all our products and to access exclusive interactive tools such as the Cable Finder, Parts Finder and the KVM Reference Guide.