

Universal Laptop USB 2.0 Docking Station with Audio & Ethernet

USBDOCK2



*actual product may vary from photos

DE: Bedienungsanleitung - de.startech.com

FR: Guide de l'utilisateur - fr.startech.com

ES: Guía del usuario - es.startech.com

IT: Guida per l'uso - it.startech.com

NL: Gebruiksaanwijzing - nl.startech.com

PT: Guia do usuário - pt.startech.com

For the most up-to-date information, please visit: www.startech.com

FCC Compliance Statement

This equipment has been tested and found to comply with the limits for a Class B digital device, pursuant to part 15 of the FCC Rules. These limits are designed to provide reasonable protection against harmful interference in a residential installation. This equipment generates, uses and can radiate radio frequency energy and, if not installed and used in accordance with the instructions, may cause harmful interference to radio communications. However, there is no guarantee that interference will not occur in a particular installation. If this equipment does cause harmful interference to radio or television reception, which can be determined by turning the equipment off and on, the user is encouraged to try to correct the interference by one or more of the following measures:

- Reorient or relocate the receiving antenna.
- Increase the separation between the equipment and receiver.
- Connect the equipment into an outlet on a circuit different from that to which the receiver is connected.
- Consult the dealer or an experienced radio/TV technician for help.

Use of Trademarks, Registered Trademarks, and other Protected Names and Symbols

This manual may make reference to trademarks, registered trademarks, and other protected names and/or symbols of third-party companies not related in any way to StarTech.com. Where they occur these references are for illustrative purposes only and do not represent an endorsement of a product or service by StarTech.com, or an endorsement of the product(s) to which this manual applies by the third-party company in question. Regardless of any direct acknowledgement elsewhere in the body of this document, StarTech.com hereby acknowledges that all trademarks, registered trademarks, service marks, and other protected names and/or symbols contained in this manual and related documents are the property of their respective holders.

Table of Contents

Introduction	1
Packaging Contents	1
System Requirements.....	1
Installation	3
Hardware Installation	3
Verify Installation.....	3
Specifications	4
Technical Support	5
Warranty Information	5

Introduction

The StarTech.com USB 2.0 Laptop Docking Station / Port Replicator with Audio can be used to expand the I/O capabilities of a laptop / notebook, or netbook through a single USB connection. The USBDOCK2 offers several commonly used interface ports, such as 10/100Mbps RJ45 Ethernet, 3.5mm mini-jack audio connectors for headphones and microphones and four additional USB 2.0 ports. The USBDOCK2 makes it easy to plug and unplug your devices when moving your laptop around. Simply plug in one cable to connect to multiple peripherals at your desk or work station. The docking station is also small enough to carry around in your bag, to give you expanded capabilities while on the road. Backed by a StarTech.com 1 year warranty and free lifetime technical support.


Packaging Contents

- USB 2.0 Docking Station
- USB cable
- Universal Power Adapter
- 3 x Power Adapter Plug (NA/UK/EU)
- Installation CD
- Instruction Manual

System Requirements

- USB enabled computer system with available USB port
- Microsoft® Windows® XP/Server 2003/Vista/Server 2008 R2/7 (32/64-bit), or Apple® Mac OS® 10.4~10.6 or Linux®


Rear View



Side View 1



Side View 2



Installation

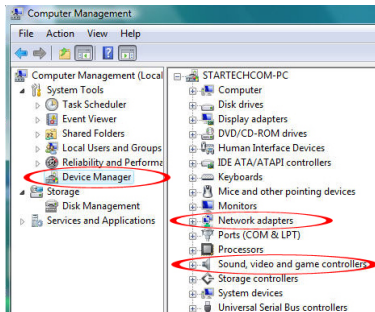
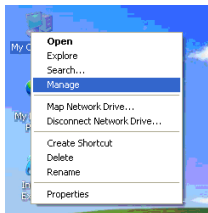
Hardware Installation

1. Insert the included Installation CD into the computer's CD/DVD drive.
2. Make sure no other devices are connected to the docking station.
3. Connect the included USB cable from the USB type B "Up" port on the docking station to an available USB port on the computer system.
4. Windows will automatically detect the docking station and begin installing the drivers.
5. If the Found New Hardware prompt appears, select the option to "Install Automatically". Windows will search the CD for the drivers.

OPTIONAL: If the USB ports on the host computer are under powered, or connecting high-powered USB peripherals into the USB hub, the external power adapter may be required.

Verify Installation

From the main desktop, right-click on "My Computer" ("Computer" in Vista/7), then select Manage. In the new Computer Management window, select Device Manager from the left window panel.



Under the "Network Adapters" and "Sound, video and game controllers" category should be a USB Ethernet Adapter and USB Audio device respectively.

Specifications

Bus Interface	USB 2.0
Chipset ID	Ethernet: Moschip MCS7830 Audio: C-Media CM108
Connectors	1 x RJ45 Ethernet female 2 x 3.5mm mini-jack female 4 x USB type A female 1 x USB type B female 1 x DC Power
LEDs	1 x RJ45 Link 1 x RJ45 Speed/Activity
Maximum Data Transfer Rate	USB 2.0: 480 Mbps
Power Adapter	5VDC, 2600mA, center positive
Operating Temperature	0°C ~ 40°C (32°F ~ 104°F)
Storage Temperature	-10°C ~ 80°C (14°F ~ 176°F)
Humidity	0 ~ 90% RH
Dimensions	183.0mm x 70.0mm x 25.0mm
Weight	185 g
Compatible Operating Systems	Windows XP/Server 2003/Vista/ Server 2008 R2/7 (32/64-bit), Mac OS 10.4~10.6, Linux

Technical Support

StarTech.com's lifetime technical support is an integral part of our commitment to provide industry-leading solutions. If you ever need help with your product, visit www.startech.com/support and access our comprehensive selection of online tools, documentation, and downloads.

For the latest drivers/software, please visit www.startech.com/downloads

Warranty Information

This product is backed by a two year warranty.

In addition, StarTech.com warrants its products against defects in materials and workmanship for the periods noted, following the initial date of purchase. During this period, the products may be returned for repair, or replacement with equivalent products at our discretion. The warranty covers parts and labor costs only. StarTech.com does not warrant its products from defects or damages arising from misuse, abuse, alteration, or normal wear and tear.

Limitation of Liability

In no event shall the liability of StarTech.com Ltd. and StarTech.com USA LLP (or their officers, directors, employees or agents) for any damages (whether direct or indirect, special, punitive, incidental, consequential, or otherwise), loss of profits, loss of business, or any pecuniary loss, arising out of or related to the use of the product exceed the actual price paid for the product. Some states do not allow the exclusion or limitation of incidental or consequential damages. If such laws apply, the limitations or exclusions contained in this statement may not apply to you.

Hard-to-find made easy. At StarTech.com, that isn't a slogan. It's a promise.

StarTech.com is your one-stop source for every connectivity part you need. From the latest technology to legacy products — and all the parts that bridge the old and new — we can help you find the parts that connect your solutions.

We make it easy to locate the parts, and we quickly deliver them wherever they need to go. Just talk to one of our tech advisors or visit our website. You'll be connected to the products you need in no time.

Visit www.startech.com for complete information on all StarTech.com products and to access exclusive resources and time-saving tools.

StarTech.com is an ISO 9001 Registered manufacturer of connectivity and technology parts. StarTech.com was founded in 1985 and has operations in the United States, Canada, the United Kingdom and Taiwan servicing a worldwide market.