

VGA Portable Video Test Pattern Signal Generator

VGPATTERN / VGAPATTERNGB / VGAPATTERNEU



*actual product may vary from photos

DE: Bedienungsanleitung - de.startech.com

FR: Guide de l'utilisateur - fr.startech.com

ES: Guía del usuario - es.startech.com

IT: Guida per l'uso - it.startech.com

NL: Gebruiksaanwijzing - nl.startech.com

PT: Guia do usuário - pt.startech.com

For the most up-to-date information, please visit: www.startech.com

FCC Compliance Statement

This equipment has been tested and found to comply with the limits for a Class B digital device, pursuant to part 15 of the FCC Rules. These limits are designed to provide reasonable protection against harmful interference in a residential installation. This equipment generates, uses and can radiate radio frequency energy and, if not installed and used in accordance with the instructions, may cause harmful interference to radio communications. However, there is no guarantee that interference will not occur in a particular installation. If this equipment does cause harmful interference to radio or television reception, which can be determined by turning the equipment off and on, the user is encouraged to try to correct the interference by one or more of the following measures:

- Reorient or relocate the receiving antenna.
- Increase the separation between the equipment and receiver.
- Connect the equipment into an outlet on a circuit different from that to which the receiver is connected.
- Consult the dealer or an experienced radio/TV technician for help.

Use of Trademarks, Registered Trademarks, and other Protected Names and Symbols

This manual may make reference to trademarks, registered trademarks, and other protected names and/or symbols of third-party companies not related in any way to StarTech.com. Where they occur these references are for illustrative purposes only and do not represent an endorsement of a product or service by StarTech.com, or an endorsement of the product(s) to which this manual applies by the third-party company in question. Regardless of any direct acknowledgement elsewhere in the body of this document, StarTech.com hereby acknowledges that all trademarks, registered trademarks, service marks, and other protected names and/or symbols contained in this manual and related documents are the property of their respective holders.

Table of Contents

Introduction	1
Packaging Contents	1
System Requirements.....	1
Front View	2
Top View	2
Installation	3
Hardware Installation	3
Test Patterns	4
Specifications	5
Technical Support	6
Warranty Information	6

Introduction

The VGAPATTERN VGA Portable Video Signal Generator lets you quickly test VGA-capable displays, making it easier to diagnose and troubleshoot video calibration issues. The device can be powered by either the included AC adapter or a 9V battery, offering a conveniently portable solution for mobile installers and technicians.

The video signal generator features 8 built-in video test patterns, including both HD video test patterns and standard definition patterns, allowing you to quickly analyze color performance and linearity issues.

Delivering a cost-effective way to test a VGA display, the pattern generator is an ideal solution for AV install experts/integrators or digital signage installers looking to save time and solve problems with a VGA display.

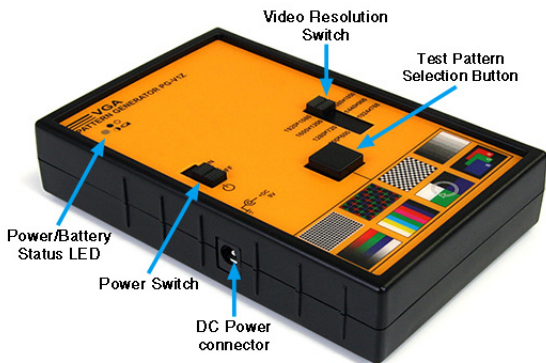
Packaging Contents

- 1 x VGA pattern generator
- 1 x VGA cable (1.2m)
- 1 x Power Adapter
- 1 x 9V Battery
- 1 x Instruction Manual

System Requirements

- VGA enabled display device (i.e. monitor, projector, HDTV, etc)
- Available AC power outlet or 9V battery

Front View



Top View



Installation



Hardware Installation

1. The video generator can be powered either by external power adapter or a 9V battery. To access the battery compartment, flip the unit over and on the bottom side, will be the battery door. Push in the small tab that secures the door and lift the door away from the unit.
2. Set the Video Resolution Switch to the desired output resolution for the display device (i.e. monitor, HDTV, etc) you wish to calibrate/test.

Swtich Setting	Refresh Rate
1920 x 1080	60Hz
1680 x 1050	60Hz
1600 x 1200	60Hz
1440 x 900	60Hz
1280 x 720	60Hz
1024 x 768	60Hz
800 x 600	60Hz

3. Connect the video generator to the display device using a VGA cable.
4. Set the Power Switch to the ON position, and the Power LED should light up solid. If using battery power, then the battery becomes low, the LED will start to flash.
5. The current test pattern should be display on the display device. Pressing the Test Pattern Selection Button will toggle through each of the available test patterns.

Test Patterns



Specifications

Video Signal	VGA (RGBHV)
Connectors	1 x DE-15 VGA female 1 x DC Power
LEDs	1 x Power/Battery Status
Video Resolution Support	1920 x 1080 (60Hz), 1680 x 1050 (60Hz), 1600 x 1200 (60Hz), 1440 x 900 (60Hz), 1280 x 720 (60Hz), 1024 x 768 (60Hz), 800 x 600 (60Hz)
Number of Test Patterns	8
Enclosure Material	Plastic
Power Source	9V battery 9VDC, 600mA power adapter
Operating Temperature	0°C ~ 70°C (32°F ~ 158°F)
Storage Temperature	-20°C ~ 85°C (-4°F ~ 185°F)
Humidity	0% ~ 95%
Dimensions	132.0mm x 87.0mm x 28.0mm
Weight	150 g

Technical Support

StarTech.com's lifetime technical support is an integral part of our commitment to provide industry-leading solutions. If you ever need help with your product, visit www.startech.com/support and access our comprehensive selection of online tools, documentation, and downloads.

For the latest drivers/software, please visit www.startech.com/downloads

Warranty Information

This product is backed by a two year warranty.

In addition, StarTech.com warrants its products against defects in materials and workmanship for the periods noted, following the initial date of purchase. During this period, the products may be returned for repair, or replacement with equivalent products at our discretion. The warranty covers parts and labor costs only. StarTech.com does not warrant its products from defects or damages arising from misuse, abuse, alteration, or normal wear and tear.

Limitation of Liability

In no event shall the liability of StarTech.com Ltd. and StarTech.com USA LLP (or their officers, directors, employees or agents) for any damages (whether direct or indirect, special, punitive, incidental, consequential, or otherwise), loss of profits, loss of business, or any pecuniary loss, arising out of or related to the use of the product exceed the actual price paid for the product. Some states do not allow the exclusion or limitation of incidental or consequential damages. If such laws apply, the limitations or exclusions contained in this statement may not apply to you.

Hard-to-find made easy. At StarTech.com, that isn't a slogan. It's a promise.

StarTech.com is your one-stop source for every connectivity part you need. From the latest technology to legacy products — and all the parts that bridge the old and new — we can help you find the parts that connect your solutions.

We make it easy to locate the parts, and we quickly deliver them wherever they need to go. Just talk to one of our tech advisors or visit our website. You'll be connected to the products you need in no time.

Visit www.startech.com for complete information on all StarTech.com products and to access exclusive resources and time-saving tools.

StarTech.com is an ISO 9001 Registered manufacturer of connectivity and technology parts. StarTech.com was founded in 1985 and has operations in the United States, Canada, the United Kingdom and Taiwan servicing a worldwide market.