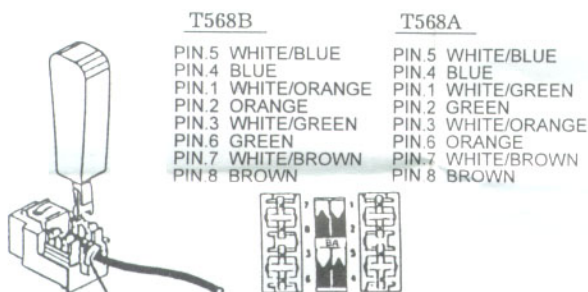
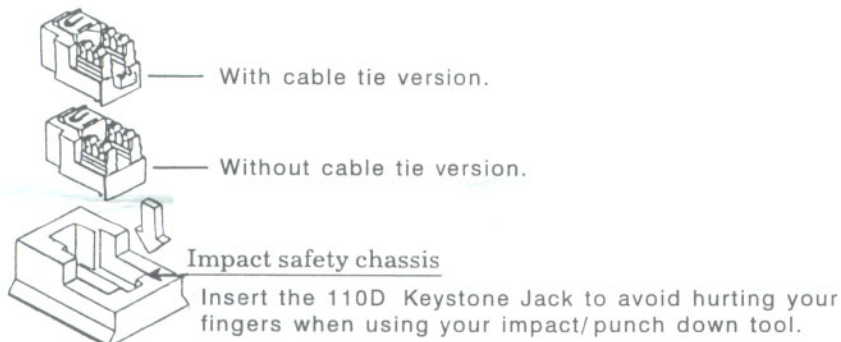


Cat. 5 110D Keystone Jack Installing Instruction.

1. Depend upon the wiring of T568A Or T568B to terminate each conductor into 110D terminal block.

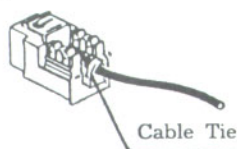


2. Provide optional the Impact safety chassis function to terminate.



- 3.
- | <u>T568B</u> | <u>T568A</u> |
|--------------------|--------------------|
| PIN.5 WHITE/BLUE | PIN.5 WHITE/BLUE |
| PIN.4 BLUE | PIN.4 BLUE |
| PIN.1 WHITE/ORANGE | PIN.1 WHITE/GREEN |
| PIN.2 ORANGE | PIN.2 GREEN |
| PIN.3 WHITE/GREEN | PIN.3 WHITE/ORANGE |
| PIN.6 GREEN | PIN.6 ORANGE |
| PIN.7 WHITE/BROWN | PIN.7 WHITE/BROWN |
| PIN.8 BROWN | PIN.8 BROWN |



- 4.
- 
- Cable Tie