



100Mbps Full/Low Profile Ethernet MM SC/ST Fiber PCI NIC Card

PCI100MMSC

PCI100MMST



DE: Bedienungsanleitung - de.startech.com

FR: Guide de l'utilisateur - fr.startech.com

ES: Guía del usuario - es.startech.com

IT: Guida per l'uso - it.startech.com

NL: Gebruiksaanwijzing - nl.startech.com

PT: Guia do usuário - pt.startech.com

For the most up-to-date information, please visit: www.startech.com

FCC Compliance Statement

This equipment has been tested and found to comply with the limits for a Class B digital device, pursuant to part 15 of the FCC Rules. These limits are designed to provide reasonable protection against harmful interference in a residential installation. This equipment generates, uses and can radiate radio frequency energy and, if not installed and used in accordance with the instructions, may cause harmful interference to radio communications. However, there is no guarantee that interference will not occur in a particular installation. If this equipment does cause harmful interference to radio or television reception, which can be determined by turning the equipment off and on, the user is encouraged to try to correct the interference by one or more of the following measures:

- Reorient or relocate the receiving antenna.
- Increase the separation between the equipment and receiver.
- Connect the equipment into an outlet on a circuit different from that to which the receiver is connected.
- Consult the dealer or an experienced radio/TV technician for help.

Use of Trademarks, Registered Trademarks, and other Protected Names and Symbols

This manual may make reference to trademarks, registered trademarks, and other protected names and/or symbols of third-party companies not related in any way to StarTech.com. Where they occur these references are for illustrative purposes only and do not represent an endorsement of a product or service by StarTech.com, or an endorsement of the product(s) to which this manual applies by the third-party company in question. Regardless of any direct acknowledgement elsewhere in the body of this document, StarTech.com hereby acknowledges that all trademarks, registered trademarks, service marks, and other protected names and/or symbols contained in this manual and related documents are the property of their respective holders.

Table of Contents

Introduction	1
Packaging Contents	1
System Requirements.....	1
Installation	2
Hardware Installation	2
Driver Installation.....	3
Specifications	4
Technical Support	5
Warranty Information	5

Introduction



The StarTech.com Fiber Ethernet Network Adapter Card adds the speed, reliability, and security of a Fiber Ethernet connection to a PCI compatible PC. This Fiber Optic, Multi-Mode SC/ST, PCI Ethernet Adapter Card offers the perfect “Fiber-to-the-desk” solution. Perfectly suited for high bandwidth applications with support for Full Duplex operation and 10/100 Mbps transfer speeds.

Packaging Contents

- 1 x PCI100MMSC or PCI100MMST card
- 1 x Low Profile bracket
- 1 x Driver Installation CD
- 1 x Instructional Manual (on CD)

System Requirements

- PCI enabled computer system with available slot
- Microsoft® Windows® 2000/ XP/ Server 2003/ Vista/ Server 2008 R2/ 7 (32/64-bit)/ 8 (32/64-bit), or Linux®



Installation

WARNING! PCI cards, like all computer equipment, can be severely damaged by static electricity. Be sure that you are properly grounded before opening your computer case or touching your PCI card. StarTech.com recommends that you wear an anti-static strap when installing any computer component. If an anti-static strap is unavailable, discharge yourself of any static electricity build-up by touching a large grounded metal surface (such as the computer case) for several seconds. Also be careful to handle the PCI card by its edges and not the gold connectors.

Hardware Installation

1. Turn your computer off and any peripherals connected to the computer (i.e. Printers, external hard drives, etc.).
2. Unplug the power cable from the rear of the power supply on the back of the computer and disconnect all peripheral devices.
3. Remove the cover from the computer case. Refer to documentation for your computer system for details.
4. Locate an open PCI or PCI-X slot and remove the metal cover plate on the rear of the computer case.
5. If installing into a low profile system, remove the full profile bracket from the card, by releasing the two screws and installing the included low profile bracket in its place.
6. Insert the card into the open PCI or PCI-X slot and fasten the card's bracket to the rear of the case.
7. Place the cover back onto the computer case.
8. Insert the power cable into the socket on the power supply and reconnect all other connectors removed in Step 2.

Driver Installation

Windows 2000/XP/Server 2003

1. When the Found New Hardware wizard appears on the screen, insert the Driver CD into your CD/DVD drive. If you are prompted to connect to Windows Update, please select the “No, not this time” option and click Next.
2. Select the option “Install Drivers Automatically (Recommended)” and then click the Next button.
3. Windows should now start searching for the drivers. Once this has completed, click the Finish button.

Windows Vista/Server 2008 R2/7 / 8

No driver installation is required for these operating systems, as this adapter card is natively supported, so the drivers are already installed.

Specifications

Bus Interface	PCI rev 2.1 (3.3V/5V compatible)
Chipset ID	VIA VT6105M
Connectors	PCI100MMSC: 1 x SC duplex PCI100MMST: 1 x ST duplex
LEDs	1 x Link 1 x Activity
Supported Protocols	IEEE802.3u 100Base-FX, IEEE802.3x, IEEE802.1Q, IEEE802.1p
Link Speeds	10/100Mbps
Maximum Transmission Distance	2km
Optical Wave Length	1310nm
Compatible Cabling	50 or 62.5/125µm, Multi-Mode
Operating Temperature	0°C ~ 45°C (32°F ~ 113°F)
Storage Temperature	-10°C ~ 70°C (14°F ~ 158°F)
Humidity	5 ~ 95% RH
Compatible Operating Systems	Windows 2000/XP/Server 2003/Vista/ Server 2008 R2/7 (32/64-bit)/ 8 (32/64-bit), Linux

Technical Support

StarTech.com's lifetime technical support is an integral part of our commitment to provide industry-leading solutions. If you ever need help with your product, visit www.startech.com/support and access our comprehensive selection of online tools, documentation, and downloads.

For the latest drivers/software, please visit www.startech.com/downloads

Warranty Information

This product is backed by a two year warranty.

In addition, StarTech.com warrants its products against defects in materials and workmanship for the periods noted, following the initial date of purchase. During this period, the products may be returned for repair, or replacement with equivalent products at our discretion. The warranty covers parts and labor costs only. StarTech.com does not warrant its products from defects or damages arising from misuse, abuse, alteration, or normal wear and tear.

Limitation of Liability

In no event shall the liability of StarTech.com Ltd. and StarTech.com USA LLP (or their officers, directors, employees or agents) for any damages (whether direct or indirect, special, punitive, incidental, consequential, or otherwise), loss of profits, loss of business, or any pecuniary loss, arising out of or related to the use of the product exceed the actual price paid for the product. Some states do not allow the exclusion or limitation of incidental or consequential damages. If such laws apply, the limitations or exclusions contained in this statement may not apply to you.

Hard-to-find made easy. At StarTech.com, that isn't a slogan. It's a promise.

StarTech.com is your one-stop source for every connectivity part you need. From the latest technology to legacy products — and all the parts that bridge the old and new — we can help you find the parts that connect your solutions.

We make it easy to locate the parts, and we quickly deliver them wherever they need to go. Just talk to one of our tech advisors or visit our website. You'll be connected to the products you need in no time.

Visit www.startech.com for complete information on all StarTech.com products and to access exclusive resources and time-saving tools.

StarTech.com is an ISO 9001 Registered manufacturer of connectivity and technology parts. StarTech.com was founded in 1985 and has operations in the United States, Canada, the United Kingdom and Taiwan servicing a worldwide market.