

1/2/4 Port USB 2.0 Extender over Cat5 or Cat6 - Up to 330 ft (100m)

USB2001EXT2/USB2002EXT2/USB2004EXT2

DE: Bedienungsanleitung - de.startech.com

FR: Guide de l'utilisateur - fr.startech.com

ES: Guía del usuario - es.startech.com

IT: Guida per l'uso - it.startech.com

NL: Gebruiksaanwijzing - nl.startech.com

PT: Guia do usuário - pt.startech.com

Packaging Contents

- 1 x USB 2.0 extender local unit
- 1 x USB 2.0 extender remote unit
- 1 x USB cable
- 1 x universal power adapter (NA, JP, EU, UK, ANZ)
- 1 x mounting kit
- 1 x quick-start guide

System Requirements

- USB enabled computer system with available USB port
- Available AC power outlet
- Solid core Category 5e unshielded twisted pair (UTP) or greater cabling.

Installation


- Place the Local and Remote units at the desired locations and connect together using RJ45 terminated Cat5 or Cat6 cabling.
 - If you are using surface cabling, ensure you have enough Cat5e cabling to connect the Local Unit to the Remote Unit's location, and that each end is terminated with a RJ45 connector. The cabling cannot go through any networking equipment (i.e. router, switch). OR
 - If you are using premise cabling, ensure that the Cat5e cabling between the Local Unit to the Remote Unit has been properly terminated in a wall outlet in each location and there is a patch cable long enough to connect the Remote Unit to their respective outlets. The cabling cannot go through any networking equipment (i.e. router, switch).
- Connect the included power adapter to the Local unit (USB2002EXT2) or the Remote unit (USB2004EXT2/USB2001EXT2). The Power LED should light up solid.

Note: connect an additional power adapter (sold separately) to the local unit (USB2004EXT2/USB2001EXT2) for cases where the host computer is not able to supply enough power.
- Connect the Local unit to the host computer system with a USB cable. The computer can be either powered On or Off. The operating system should detect the extender and install it automatically.
- USB devices can now be connected to the Remote unit.


LED Status Indicators



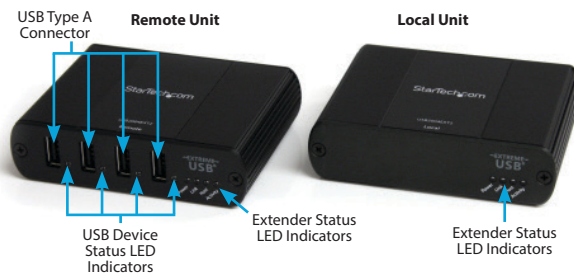
USB2001EXT2 Front



USB2002EXT2 Front



USB2004EXT2 Front




Specifications

| | USB2001EXT2 | USB2002EXT2 | USB2004EXT2 |
|----------------------------|--|--|--|
| Bus Interface | USB 2.0 | | |
| Number of Ports | 1 | 2 | 4 |
| Connectors (Local unit) | 1 x USB type B female 1 x RJ45 Ethernet female | 1 x USB type B female 1 x RJ45 Ethernet female 1 x DC Power | 1 x USB type B female 1 x RJ45 Ethernet female |
| Connectors (Remote unit) | 1 x USB type A female 1 x RJ45 Ethernet Female 1 x DC Power | 2 x USB type A female 1 x RJ45 Ethernet female | 4 x USB type A female 1 x RJ45 Ethernet female 1 x DC Power |
| LEDs (Local unit) | 1 x Power 1 x Remote Link 1 x Host Link 1 x Activity | | |
| LEDs (Remote unit) | 1 x Power 1 x Remote Link 1 x Host Link 1 x Activity 1 x Device Status | 1 x Power 1 x Remote Link 1 x Host Link 1 x Activity 2 x Device Status | 1 x Power 1 x Remote Link 1 x Host Link 1 x Activity 4 x Device Status |
| Maximum Data Transfer Rate | USB 2.0: 480 Mbps | | |
| Maximum Cable Distance | 100 m / 330 ft | | |
| Compatible Cabling | Category 5e/6/6a | | |
| ESD Protection | 8kV Contact, 16kV Air | 4kV Contact, 8kV Air | 8kV Contact, 16kV Air |
| Power Adapter | 5VDC, 1000mA | 24VDC, 1000mA | 24VDC, 1000mA |
| Operating Temperature | 0°C ~ 50°C (32°F ~ 122°F) | | |
| Storage Temperature | -20°C ~ 70°C (-4°F ~ 158°F) | | |
| Operating Humidity | 20% ~ 80% RH | | |
| Dimensions | 100.0mm x 76.0mm x 26.0mm (each) | | |
| Weight | 600 g (each) | | |

| LED | Description |
|----------|---|
| Power | Solid: Power is being supplied |
| Link | Solid: Link established between Local and Remote units |
| Host | Solid: Detected and installed by the host computer Flashing: Local and Remote units are in suspend mode |
| Activity | Flashing: Data transmission between Local and Remote units Off: Local and Remote units are in suspended mode |
| Device | Green: Device Enumerated Orange: Overcurrent Off: No Device, or Not Enumerated |


USB2001EXT2 Back



USB2002EXT2 Back



USB2004EXT2 Back



FCC Compliance Statement

This equipment has been tested and found to comply with the limits for a Class B digital device, pursuant to part 15 of the FCC Rules. These limits are designed to provide reasonable protection against harmful interference in a residential installation. This equipment generates, uses and can radiate radio frequency energy and, if not installed and used in accordance with the instructions, may cause harmful interference to radio communications. However, there is no guarantee that interference will not occur in a particular installation. If this equipment does cause harmful interference to radio or television reception, which can be determined by turning the equipment off and on, the user is encouraged to try to correct the interference by one or more of the following measures:

- Reorient or relocate the receiving antenna.
- Increase the separation between the equipment and receiver.
- Connect the equipment into an outlet on a circuit different from that to which the receiver is connected.
- Consult the dealer or an experienced radio/TV technician for help.

Use of Trademarks, Registered Trademarks, and other Protected Names and Symbols

This manual may make reference to trademarks, registered trademarks, and other protected names and/or symbols of third-party companies not related in any way to StarTech.com. Where they occur these references are for illustrative purposes only and do not represent an endorsement of a product or service by StarTech.com, or an endorsement of the product(s) to which this manual applies by the third-party company in question. Regardless of any direct acknowledgement elsewhere in the body of this document, StarTech.com hereby acknowledges that all trademarks, registered trademarks, service marks, and other protected names and/or symbols contained in this manual and related documents are the property of their respective holders.

Technical Support

StarTech.com's lifetime technical support is an integral part of our commitment to provide industry-leading solutions. If you ever need help with your product, visit www.startech.com/support and access our comprehensive selection of online tools, documentation, and downloads.

For the latest drivers/software, please visit www.startech.com/downloads

Warranty Information

This product is backed by a two year warranty.

In addition, StarTech.com warrants its products against defects in materials and workmanship for the periods noted, following the initial date of purchase. During this period, the products may be returned for repair, or replacement with equivalent products at our discretion. The warranty covers parts and labor costs only. StarTech.com does not warrant its products from defects or damages arising from misuse, abuse, alteration, or normal wear and tear.

Limitation of Liability

In no event shall the liability of StarTech.com Ltd. and StarTech.com USA LLP (or their officers, directors, employees or agents) for any damages (whether direct or indirect, special, punitive, incidental, consequential, or otherwise), loss of profits, loss of business, or any pecuniary loss, arising out of or related to the use of the product exceed the actual price paid for the product. Some states do not allow the exclusion or limitation of incidental or consequential damages. If such laws apply, the limitations or exclusions contained in this statement may not apply to you.