

## USB 3.0 to VGA adapter with onboard drivers

USB32VGAV

DE: Bedienungsanleitung - de.startech.com

FR: Guide de l'utilisateur - fr.startech.com

ES: Guía del usuario - es.startech.com

IT: Guida per l'uso - it.startech.com

NL: Gebruiksaanwijzing - nl.startech.com

PT: Guia do usuário - pt.startech.com

**For complete operation instructions please download the full instruction manual at [StarTech.com/Support](http://StarTech.com/Support)**


## Packaging Contents

- 1x USB 3.0 to VGA adapter
- 1x Quick install guide

## System Requirements

- Computer system with:
  - Microsoft Windows 8 / 8.1 (32/64 bit), 7 (32/64 bit), Vista (32/64 bit)
    - **\*Operating system requirements are subject to change without notice. To learn about the latest compatible operating systems, please visit [StarTech.com](http://StarTech.com)**
  - Core 2.4GHz or higher processor (i5 recommended)
  - 4GB of RAM
- VGA-enabled display device (e.g. monitor, projector, television) with cabling

## Product Overview

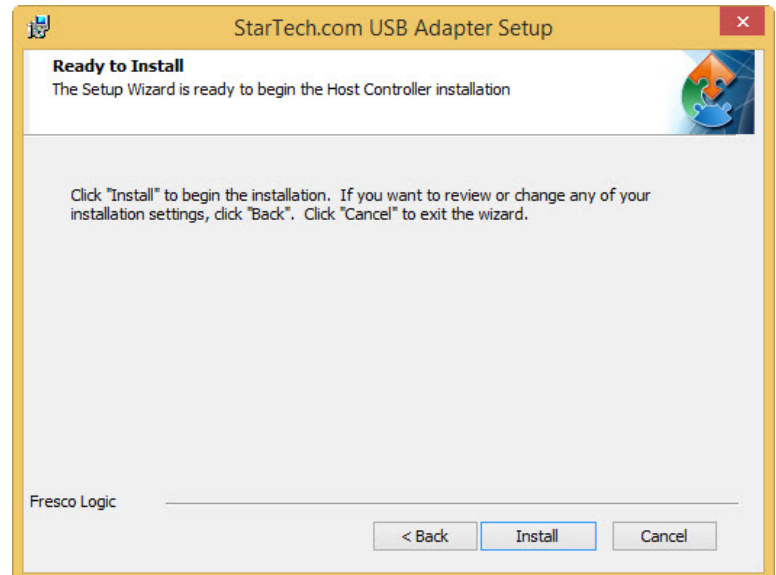


\*actual product may vary from photos

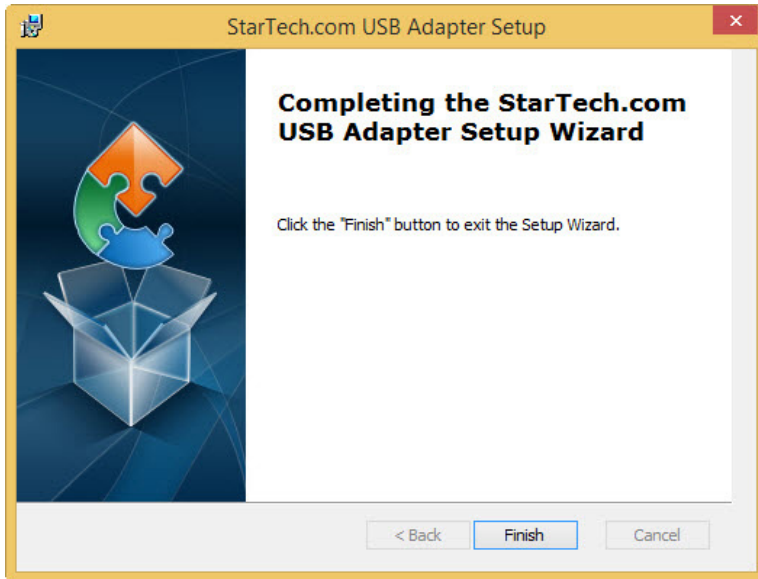
## Installation

**Note:** Your system will require a restart as part of the installation process. It is recommended you save and close any opened documents before you begin installation.

1. Using the required cabling (not included) connect your VGA-enabled display device to the VGA video display port on the USB video adapter.
2. Connect the USB 3.0 host interface port on the USB video adapter to an available USB port on your computer system.
3. Once the USB video adapter has been connected to your computer, your system will recognize the adapter and automatically begin installation.
4. The setup wizard will appear once your system is ready. Please follow the on screen prompts to continue installation.



5. You will be prompted to click finish once the setup wizard has completed. You will also be prompted to restart your computer to complete the installation. Please click Finish followed by Yes on each respective window.



Once your computer system has restarted the USB video adapter will be ready to use.

### FCC Compliance Statement

This equipment has been tested and found to comply with the limits for a Class B digital device, pursuant to part 15 of the FCC Rules. These limits are designed to provide reasonable protection against harmful interference in a residential installation. This equipment generates, uses and can radiate radio frequency energy and, if not installed and used in accordance with the instructions, may cause harmful interference to radio communications. However, there is no guarantee that interference will not occur in a particular installation. If this equipment does cause harmful interference to radio or television reception, which can be determined by turning the equipment off and on, the user is encouraged to try to correct the interference by one or more of the following measures:

- Reorient or relocate the receiving antenna.
- Increase the separation between the equipment and receiver.
- Connect the equipment into an outlet on a circuit different from that to which the receiver is connected.
- Consult the dealer or an experienced radio/TV technician for help

This device complies with part 15 of the FCC Rules. Operation is subject to the following two conditions: (1) This device may not cause harmful interference, and (2) this device must accept any interference received, including interference that may cause undesired operation. Changes or modifications not expressly approved by StarTech.com could void the user's authority to operate the equipment.

### Industry Canada Statement

This Class B digital apparatus complies with Canadian ICES-003.  
Cet appareil numérique de la classe [B] est conforme à la norme NMB-003 du Canada.  
CAN ICES-3 (B)/NMB-3(B)

### Use of Trademarks, Registered Trademarks, and other Protected Names and Symbols

This manual may make reference to trademarks, registered trademarks, and other protected names and/or symbols of third-party companies not related in any way to StarTech.com. Where they occur these references are for illustrative purposes only and do not represent an endorsement of a product or service by StarTech.com, or an endorsement of the product(s) to which this manual applies by the third-party company in question. Regardless of any direct acknowledgement elsewhere in the body of this document, StarTech.com hereby acknowledges that all trademarks, registered trademarks, service marks, and other protected names and/or symbols contained in this manual and related documents are the property of their respective holders.

### Technical Support

StarTech.com's lifetime technical support is an integral part of our commitment to provide industry-leading solutions. If you ever need help with your product, visit [www.startech.com/support](http://www.startech.com/support) and access our comprehensive selection of online tools, documentation, and downloads.  
For the latest drivers/software, please visit [www.startech.com/downloads](http://www.startech.com/downloads)

### Warranty Information

This product is backed by a one year warranty.  
In addition, StarTech.com warrants its products against defects in materials and workmanship for the periods noted, following the initial date of purchase. During this period, the products may be returned for repair, or replacement with equivalent products at our discretion. The warranty covers parts and labor costs only. StarTech.com does not warrant its products from defects or damages arising from misuse, abuse, alteration, or normal wear and tear.

### Limitation of Liability

In no event shall the liability of StarTech.com Ltd. and StarTech.com USA LLP (or their officers, directors, employees or agents) for any damages (whether direct or indirect, special, punitive, incidental, consequential, or otherwise), loss of profits, loss of business, or any pecuniary loss, arising out of or related to the use of the product exceed the actual price paid for the product. Some states do not allow the exclusion or limitation of incidental or consequential damages. If such laws apply, the limitations or exclusions contained in this statement may not apply to you.