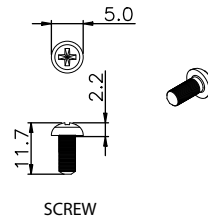
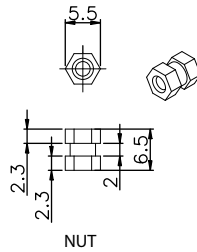


PIN ASSIGNMENT

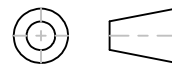
P1	WIRE TYPE	P2	COLOR
1		1	RED
2		2	WHITE
3		3	GREEN
4		4	BLACK
SHELL		SHELL	DRAIN



Part Number	Length
USBPNLBFBM1	305 +30/-0mm
USBPNLBFBM3	915 +30/-0mm

⑦	SCREWS: 3MM STAINLESS STEEL SCREWS,#4-40
⑥	NUT: 3MM STAINLESS STEEL NUT,#4-40
⑤	PVC MATERIAL 45P BLACK 94V-2
④	LDPE TRANSPARENT PE INNER MOLD MATERIAL
③	USB B/F SHORT BODY SOLDERING WIRE INTEGRATED WHITE RUBBER CORE TERMINAL GOLD-PLATED G/F, NICKEL-PLATED SHELL
②	USB B/M WIRE TYPE WITH TINPLATE THREE-PIECE SET, WHITE RUBBER CORE TERMINAL GOLD-PLATED G/F, NICKEL-PLATED SHELL
①	USB 2.0 UL2725 28 # 7/0.12 (TC) *1P+24#7/0.2(TC)*2C+D+AL TC (7/0.16)+B(16*4/0.12AL-M) OD:4.5MM BLACK PVC OUTER BLANKET
ITEM	DESCRIPTION

THIRD ANGLE PROJECTION



GENERAL NOTES

DIMENSIONS ARE IN MM - DO NOT SCALE
 THIS DOCUMENT CONTAINS CONFIDENTIAL, PROPRIETARY INFORMATION THAT IS PROPERTY OF STARTECH.COM

StarTech.com

PRODUCT ID	USBPNLBFBMx		
DESCRIPTION	Panel Mount USB Cable B to B - F/M		
DO NOT SCALE	SHEET: 1 OF: 1	UPLOAD DATE: 12/15/2025	