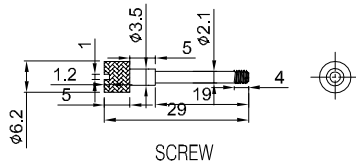
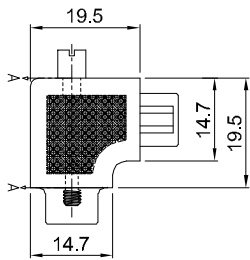
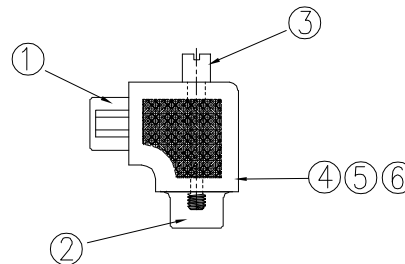
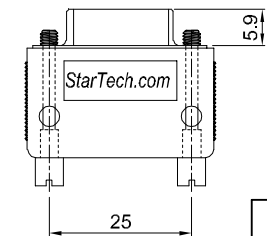
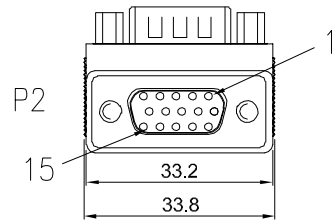
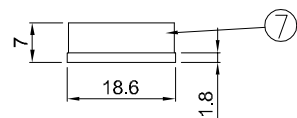
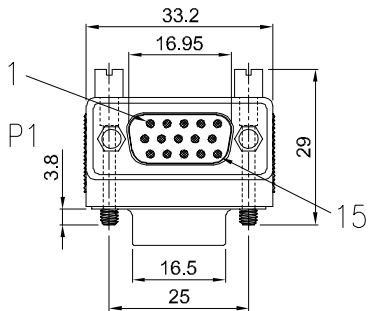
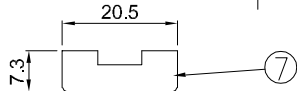
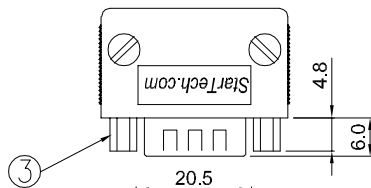


SECTION A-A



SCREW



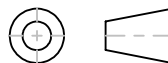
PIN ASSIGNMENT

P1	_____	P2	_____
1	_____	1	_____
2	_____	2	_____
3	_____	3	_____
4	_____	4	_____
5	_____	5	_____
6	_____	6	_____
7	_____	7	_____
8	_____	8	_____
9	_____	9	_____
10	_____	10	_____
11	_____	11	_____
12	_____	12	_____
13	_____	13	_____
14	_____	14	_____
15	_____	15	_____
SHELL	_____	SHELL	_____

SPEC :

- 1 CONNECTOR : HDD15P MALE BLACK COLOR PIN GOLD PLATED SHELL NICKEL PLATED
- 2 CONNECTOR : HDD15P FEMALE BLACK COLOR PIN GOLD PLATED SHELL NICKEL PLATED
- 3 SCREW 4-40 UNC 3.5\*29MM  
NUT 4-40 UNC
- 4 LD PE TRANSPARENT
- 5 UL 1007 26# BLACK IN COLOR
- 6 MOLDING PVC GRAY IN COLOR
- 7 DUST CAP TRANSPARENT IN COLOR

THIRD ANGLE PROJECTION



GENERAL NOTES

DIMENSIONS ARE IN MM - DO NOT SCALE  
THIS DOCUMENT CONTAINS CONFIDENTIAL, PROPRIETARY INFORMATION THAT IS PROPERTY OF STARTECH.COM

**StarTech.com**

PRODUCT ID	GC1515MFRA2		
DESCRIPTION	Right Angle VGA to VGA Cable Adapter Type 2 - M/F		
REV: A	DO NOT SCALE	SHEET : 1 OF: 1	DATE: 07/08/2020