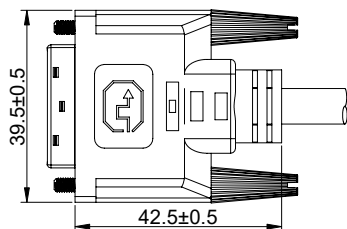
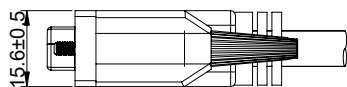
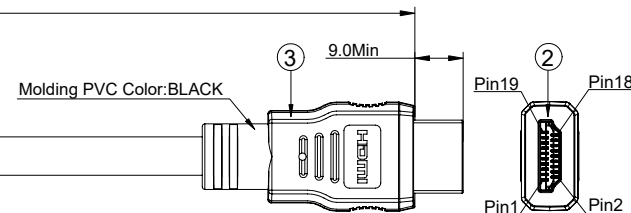
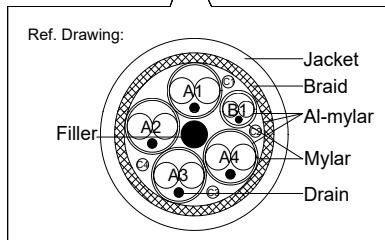


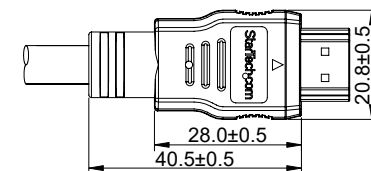
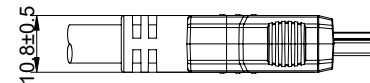
(CN.1)



Ø7.3±0.15



(CN.2)



(A). Wire Pin Assignment and Wire Description:

CN. 1	PAIR#	CN. 2	COLOUR	
2	X	1	WHITE	Transparent mylar
1		3	BLUE	
3	PAIR1	2	DRAIN	Red mylar
10		4	WHITE	
9	X	6	BLUE	Orange mylar
11		5	DRAIN	
18	PAIR2	7	WHITE	Green mylar
17		9	BLUE	
19	PAIR3	8	DRAIN	
23		10	WHITE	
24	X	12	BLUE	
22		11	DRAIN	
6	SIGNAL	15	BLUE	
7		16	GREEN	
15	SIGNAL	17	PURPLE	
14		18	RED	
16	SIGNAL	19	YELLOW	
SHELL		SHELL	BRAID	

(B). Electrical Testing :

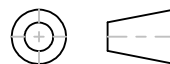
- a. Open/Short: 100%. Testing Line-Process.
- b. HI-POT: 100V AC/0.1sec.
- c. Insulation Resistance: 10MΩ (MIN) 300V DC
- d. Conductive Resistance: 5Ω (MAX)<5M) 10Ω (MAX)(5M-15M)

Length table:

Part NO.(F)	Length(L)
HDDVIMM3	914±30
HDMIDVIMM6	1830±50
HDMIDVIMM10	3048±70
HDMIDVIMM15	4570±70
HDDVIMM1M	1000±30
HDDVIMM2M	2000±50
HDDVIMM3M	3000±70
HDDVIMM5M	5000±70

⑤	DVI Thumb 4-40 UNC Screws	2PCS
④	DVI-D 18+1 Male Connector Black	1PCS
③	MOLDED Color: Black PVC	/
②	HDMI A MALE 19 PIN CONNECTOR. (GOLD PLATED CONTACTS, GOLD PLATED SHELL.)	1SET
①	HDMI CABLE: [(28AWG*2C+EAM)*4P+(30AWG*2C+EAM)+(30AWG*4C)]+AB, OD:7.3mm Braid:65% Jacket Color: Black PVC	/
ITEM	MATERIALS LIST & SPEC. DESCRIPTION	QTY

THIRD ANGLE PROJECTION



GENERAL NOTES

DIMENSIONS ARE IN MM - DO NOT SCALE
THIS DOCUMENT CONTAINS CONFIDENTIAL, PROPRIETARY INFORMATION THAT IS PROPERTY OF STARTECH.COM

StarTech.com

PRODUCT ID	HDDVIMMxM
DESCRIPTION	HDMI to DVI-D Cable - M/M
DO NOT SCALE	SHEET: 1 OF: 1
UPLOAD DATE: 12/23/2020	