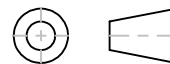


THIRD ANGLE PROJECTION



GENERAL NOTES

DIMENSIONS ARE IN MM - DO NOT SCALE
 THIS DOCUMENT CONTAINS CONFIDENTIAL, PROPRIETARY INFORMATION THAT IS PROPERTY OF STARTECH.COM

StarTech.com

PRODUCT ID	S25SLOTR		
DESCRIPTION	2.5in SATA REMOVABLE HARD DRIVE BAY FOR PC EXPANSION SLOT - RECEPTACLE		
REV: A	DO NOT SCALE	SHEET : 1 OF: 2	DATE: 04/02/2020

8

7

6

5

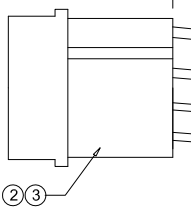
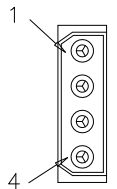
4

3

2

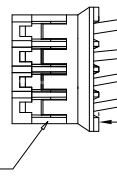
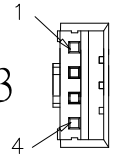
1

CN2

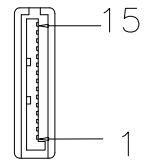
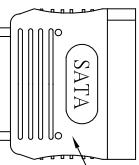


110±10

CN3



110±10



CN1

RoHS Compliant

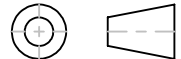
- ELECTRICAL SPECIFICATION:**
- 1.CABLE MUST PASS CONTINUITY TEST
 - 2.INSULATION RESISTANCE: 5MΩ
 - 3.HI-VOLTAGE: 300VDC/0.1SEC.

PIN ASSIGNMENT

CN3		CN1		CN2
1	YELLOW	13+14+15	YELLOW	1
3	GREEN	10+11+12	BLACK	2
4	RED	7+8+9	RED	4
		5+6	BLACK	3
2		4		
		1+2+3		

9	PE	LD PE	4g
8	PVC	45P PVC Color:Black (FH-BK01)	8g
7	TER2	TER:Pitch 2.0mm, Male, Pin: Tin Plated,	4PCS
6	HSG2	HSG:Pitch 2.0mm 1*4P, Male#White,	1PCS
5	CONN1	Serial ATA 15P female Pin G/F #Black	1PCS
4	TER1	TER:Pitch 5.08mm, Male, Pin: Tin Plated,	4PCS
3	HSG1	HSG:Pitch 5.08mm 1*4P, Male#BLACK,	1PCS
2	CABLE2	UL1007 26AWG COLOR:(RED/1PCS BLACK/1PCS YELLOW/1PCS GREEN/1PCS)	4PCS
1	CABLE1	UL1007 22AWG COLOR:(Red/1PCS Black/2PCS Yellow/1PCS)	4PCS
ITEM	DESCRIPTION	SPECIFICATION	Q'TY

THIRD ANGLE PROJECTION



GENERAL NOTES

DIMENSIONS ARE IN MM - DO NOT SCALE
 THIS DOCUMENT CONTAINS CONFIDENTIAL, PROPRIETARY INFORMATION THAT IS PROPERTY OF STARTECH.COM

StarTech.com

PRODUCT ID	S25SLOTR
DESCRIPTION	2.5in SATA REMOVABLE HARD DRIVE BAY FOR PC EXPANSION SLOT - CONNECTOR CABLE
REV: A	DO NOT SCALE SHEET : 2 OF: 2 DATE: 04/02/2020

8

7

6

5

4

3

2

1