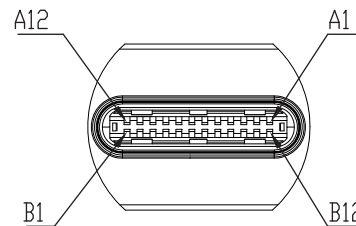
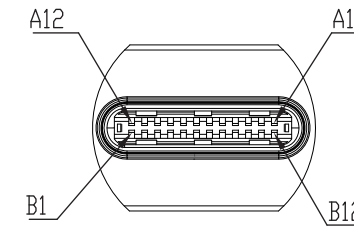


Pin assignment diagram

Pin Number (LHS)	Signal Name	Pin Number (RHS)	Cable Type
A1,B1,A12,B12	GND_PWRrt1[GND_PWRrt2]	A1,B1,A12,B12	Spiral shield
A4,B4,A9,B9	PWR_VBUS1[PWR_VBUS2]	A4,B4,A9,B9	Discrete
A5	CC	A5	Discrete
B5	PWR_VCCINN	B5	Discrete
A6	UTP_Dp	A6	Twisted pair
A7	UTP_Dn	A7	
A2	SDPp1	B11	Coaxial
A3	SDPn1	B10	Coaxial
B11	SDPp2	A2	Coaxial
B10	SDPn2	A3	Coaxial
B2	SDPp3	A11	Coaxial
B3	SDPn3	A10	Coaxial
A11	SDPp4	B2	Coaxial
A10	SDPn4	B3	Coaxial
A8	SBU_A	B8	Discrete
B8	SBU_B	A8	Discrete
Shell	Shield	Shell	-

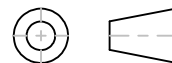


Detail A  
Scale 5:1



Detail B  
Scale 5:1

THIRD ANGLE PROJECTION



**GENERAL NOTES**

DIMENSIONS ARE IN MM - DO NOT SCALE

THIS DOCUMENT CONTAINS CONFIDENTIAL, PROPRIETARY INFORMATION THAT IS PROPERTY OF STARTECH.COM

PRODUCT ID	TBLT34MM50CM
DESCRIPTION	0.5m Thunderbolt 3 (40Gbps) USB-C Cable - Thunderbolt, USB, and DisplayPort Compatible
<b>DO NOT SCALE</b>	<b>SHEET: 1 OF: 1</b>
	<b>UPLOAD DATE: 7/2/2021</b>

**StarTech.com**