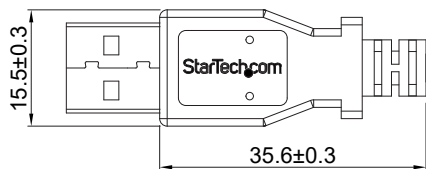
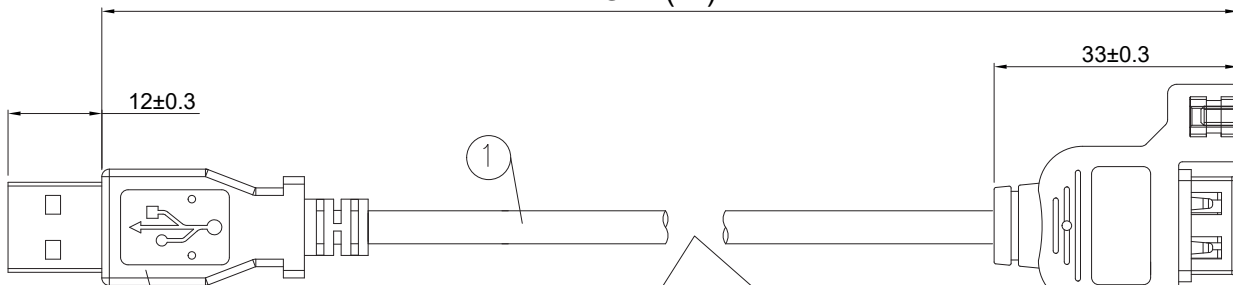


P1



LENGTH(xx)



1

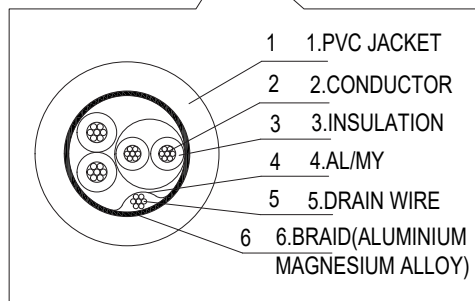
12±0.3

33±0.3

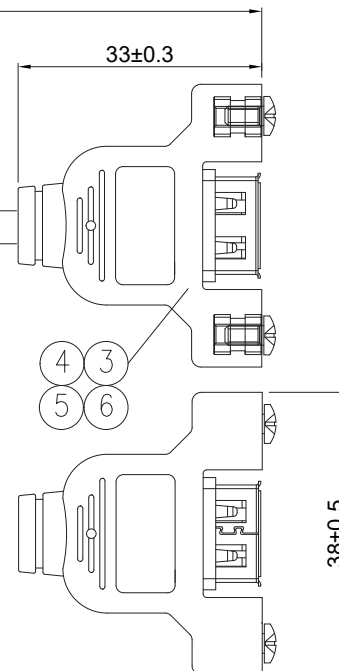
11.2±0.3

30±0.3

P2



- 1 1.PVC JACKET
- 2 2.CONDUCTOR
- 3 3.INSULATION
- 4 4.AL/MY
- 5 5.DRAIN WIRE
- 6 6.BRAID(ALUMINIUM MAGNESIUM ALLOY)



PINOUT:

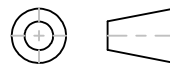
PAIR	P1	COLOR	P2
1	2	WHITE	2
	3	GREEN	3
	1	RED	1
	4	BLACK	4
	SHELL	DR+BR	SHELL

PRODUCT NO.	COLOR	LENGTH(xx)
USBPNLAFAM1	BLACK	305+20/-0mm
USBPNLAFAM2	BLACK	610+20/-0mm
USBPNLAFAM3	BLACK	915+20/-0mm
USBPNLAFAM6	BLACK	1830+25/-0mm
USBPNLAFAM10	BLACK	3050+30/-0mm

SPEC

1. CABLE: UL 2725 28AWG*1P+24AWG*2C+ADB (MAGNALIUM) JACKET BLACK IN COLOR OD:4.4MM
2. CONNECTOR:USB"A" TYPE 4PIN MALE SHELL NICKEL PLATED
3. CONNECTOR:USB"A" TYPE 4PIN FEMALE SHELL NICKEL PLATED
4. MOLDING PVC BLACK IN COLOR
5. NUT:4-40UNC 4.75x6.5mm
6. SCREW:4-40UNC L=6.5mm

THIRD ANGLE PROJECTION



GENERAL NOTES

DIMENSIONS ARE IN MM - DO NOT SCALE
THIS DOCUMENT CONTAINS CONFIDENTIAL, PROPRIETARY INFORMATION THAT IS PROPERTY OF STARTECH.COM

StarTech.com

PRODUCT ID	USBPNLAFAMx		
DESCRIPTION	Panel Mount USB Cable A to A - F/M		
DO NOT SCALE	SHEET: 1 OF: 1	UPLOAD DATE: 11/10/2020	